

WILD BUNCH MARCH

STAGE 1

RP2 "cowboy"

RP1 RP3

P2 P5

P1 P3 P4 P6

KD KD

KD KD

KD KD

#2 barrel #1 horse #3 horse

28 pistol, 7 rifle 6+ shotgun

FROM #1 RIFLE IN HAND, SHOTGUN AT #1 . WITH

RIFLE, 1 EA ON RP1 AND RP3 THEN 3 ON RP2

THEN 1 EA ON RP1 AND RP3, MAKE RIFLE SAFE,

RETRIEVE SHOTGUN AND KD THE 6 KDs MAKE

SHOTGUN SAFE, FROM #2, WITH PISTOL, REPEAT

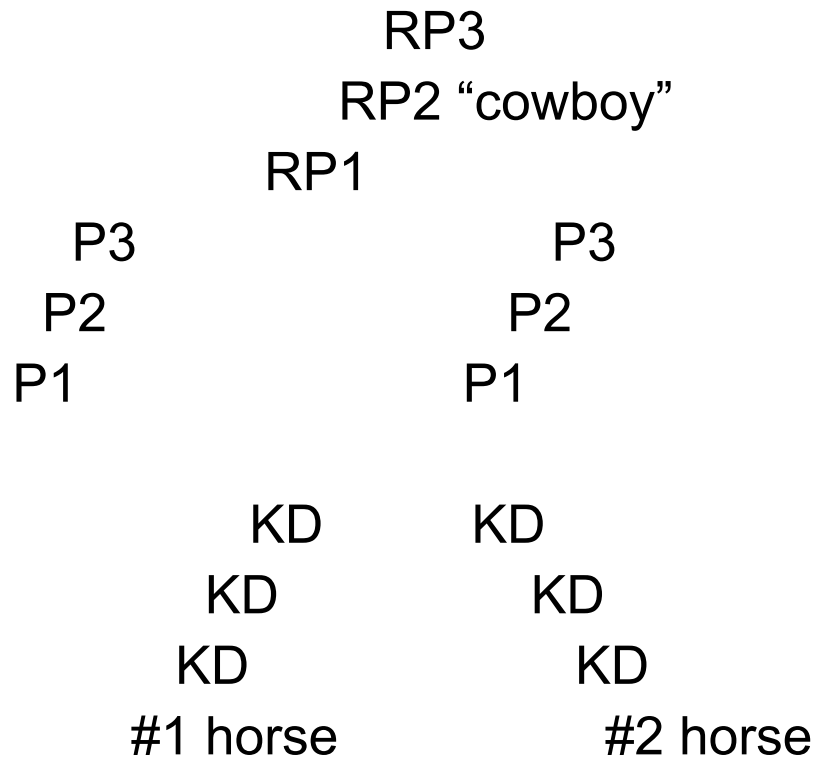
RIFLE INSTRUCTIONS ON P1- P3, THEN REPEAT

ON THE RP1-RP3. FROM #3 REPEAT SEQUENCE

ON P4 -P6 THEN RP1-RP3.

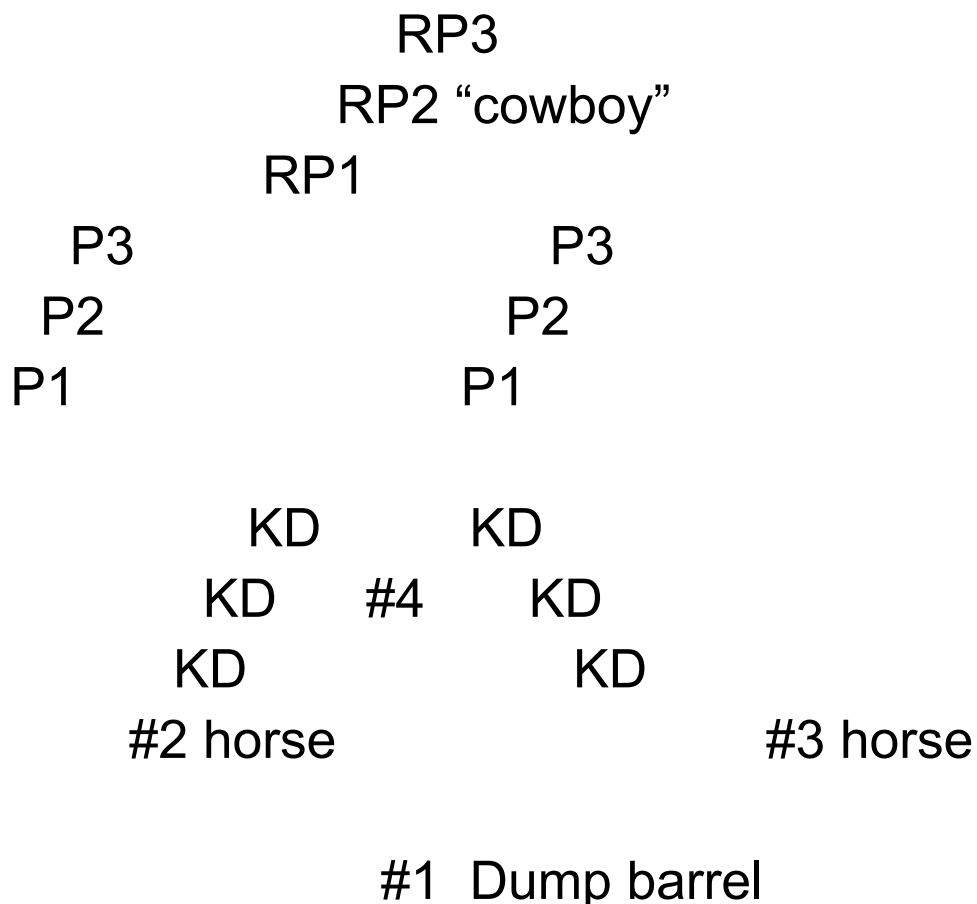
STAGE 2

Move p3, r3 and p6



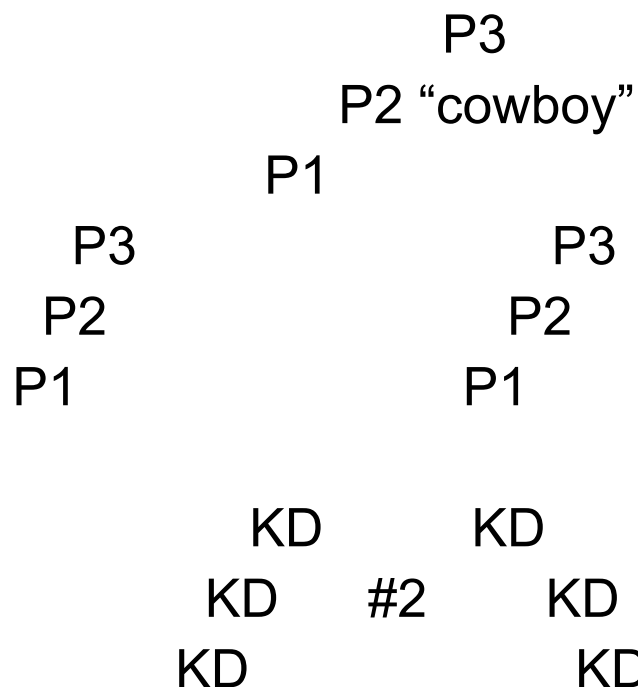
28 PISTOL 7 RIFLE 6+ SHOTGUN
START @ #1 OR #2 RIFLE AT PORT AT ARMS(
BUTT BELOW THE BELT MUZZLE ABOVE THE
SHOULDER} 2-3-2 ON R1-R3 ANY
DIRECTION, MAKE RIFLE SAFE. NEXT GUN
YOUR CHOICE. FROM #1 AND #2 WITH
SHOTGUN, KD 3 KDs, MAKE SHOTGUN SAFE,
WITH PISTOL, FROM #2 & #3, 2-3-2 ON P1-P3
THEN REPEAT IN THE OPPOSITE DIRECTION.

STAGE 3



28 PISTOL, 9 RIFLE 0 SHOTGUN.
FROM #1 WITH RIFLE, IN HAND, KD THE 6 KDs
AND 1 EA ON RP1-RP3, MAKE RIFLE SAFE IN
DUMP BARREL, FROM #2 AND #3 WITH PISTOL 1
EA ON P1 AND P3 AND 5 ON P2. FROM #4,
REPEAT INSTRUCTIONS ON RP1-RP3 TWICE.

STAGE 4

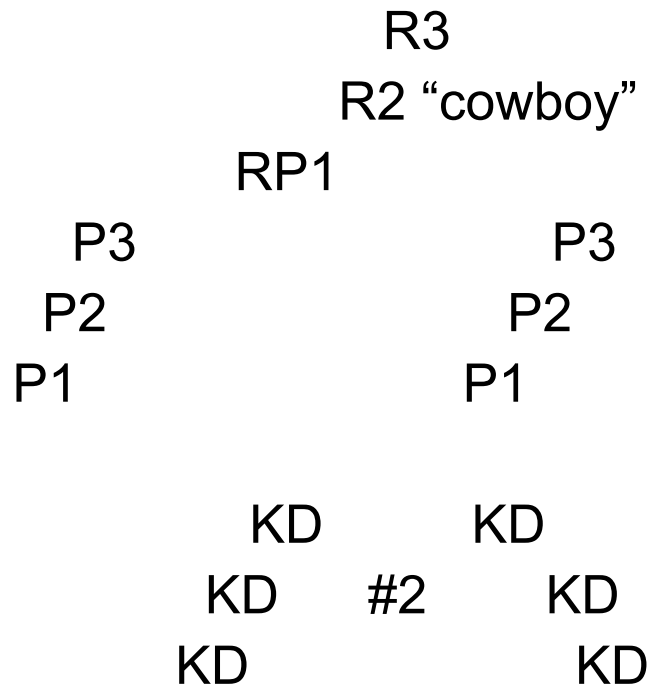


#1 Dump barrel

42 PISTOL 6+ SHOTGUN

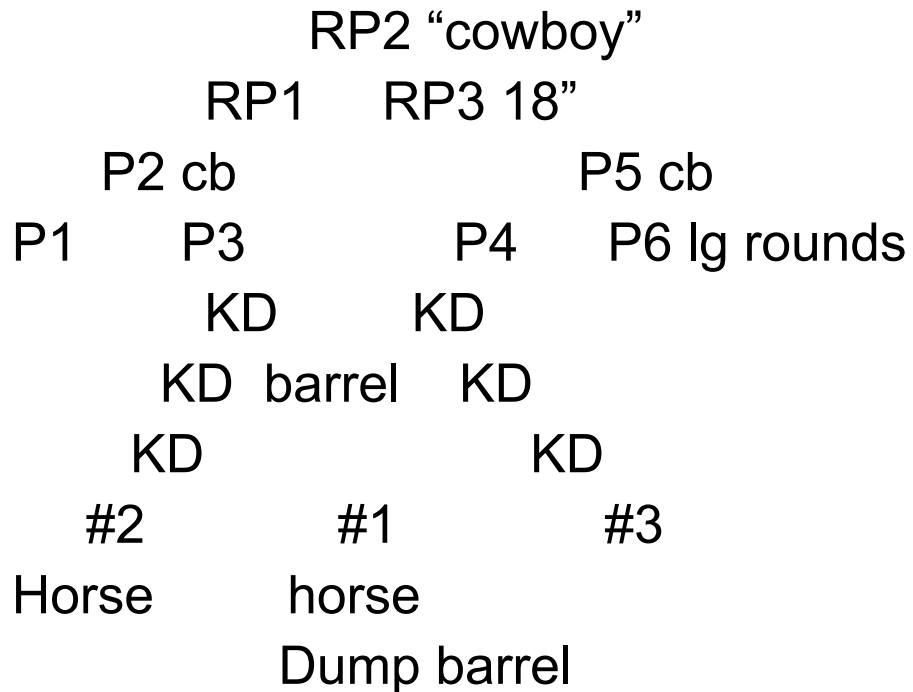
START AT #1 SHOTGUN IN HAND. KD THE 6 KDS, PLACE SHOTGUN IN BARREL. FROM #2 DOUBLE TAP CONTINUOUS NEVADA SWEEP ALL 3 SETS OF P TARGETS. EACH SET IS A SEPARATE SWEEP.

STAGE 5



#1 Dump barrel and horse
28 PISTOL 6 RIFLE 6+ SHOTGUN
RIFLE AND SHOTGUN STAGED AT #1, EITHER
GUN FIRST, AT THE READY. WITH RIFLE DT
RP1-R3 FOR 6 ROUNDS, WITH SHOTGUN KD
THE 6 KDs. PLACE EACH LONG GUN IN THE
BARREL. FROM #2 WITH PISTOL DT P1-P3 THEN
ONE ON RP1. THEN REVERSE ORDER ONE ON
RP1 THEN DT P3-P1 REPEAT ON OTHER SET OF
P TARGETS FOR 28 ROUNDS

RANGE SET UP



- 4 large round plates
- 3 cowboys?
- 2 18" square plates
- 6 Knock down shotgun
- 9 medium stands
- 2 rope stands
- 2 horses
- 1 dump barrel
- 1 barrel
- 3 tables