

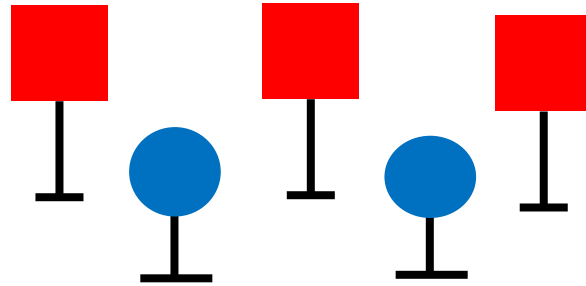

# Prescott Action Shooters-Whiskey Row Gunslinger Stage Conventions

1. All competitors are required to attend the safety briefing prior to the day's match.
2. All competitors are required to sign the waiver form prior to participating in the day's match.
3. Shotguns are staged open and empty unless specific stage instructions indicate otherwise.
4. Both revolvers are loaded with 5 rounds each and holstered, hammer down on an empty chamber unless stage instructions indicate otherwise.
5. Rifles are loaded with 10 rounds for the stage, hammer down on an empty chamber unless the stage instructions indicate otherwise.
6. **Both feet** must be behind the prop at the starting position, after the beep shooter may move to engage the targets, **one foot is to remain behind the prop at the position for the gun string.**
7. All long guns are to be carried from the loading table to the line and back to the unloading table at the conclusion of the stage with muzzles above the shoulders, barrels point slightly down range to avoid breaking the 170° safety cone.
8. All long guns to be staged flat on the prop prior to target engagement, they must be restaged safely at the conclusion of the shooting string.
9. All revolvers that are staged are to be staged on the prop flat, the whole revolver must be on the prop, unless specified by stage instructions, revolvers are to be returned to leather at the end of the revolver string.
10. All guns must be checked at the unloading table prior to returning them to a gun cart, failure to do so will result in a stage DQ.
11. A round fired over the rear or side berms will result in a match DQ, the shooter will be done for the day. **Note:** This does NOT apply to shotgun rounds fired at a launched targets.


# STAGE 1: March 2024-Unforgiven




**DRAW!**



**POSITION 3**



**POSITION 2**



**POSITION 1**

## **STAGING OF FIREARMS:**

RIFLE OR SHOTGUN IN HANDS AT POSITION 1 OR 2, SHOOTER'S CHOICE, REVOLVERS LOADED & HOLSTERED.

## **HOW TO SHOOT THE STAGE:**

SHOOTER STARTS AT POSITION 1 OR 2 WITH LONG GUN IN HANDS, SHOOTER INDICATES READY BY SAYING: **"WE ALL HAVE IT COMIN, KID!"**

AT THE BUZZER WITH THE RIFLE, SWEEP THE RED SQUARES, THEN DOUBLE TAP THE BLUE CIRCLES AND SWEEP THE RED SQUARES AGAIN. MAKE RIFLE SAFE WITH MUZZLE POINTING TO THE RIGHT BERM OR TAKE IT WITH YOU AND MAKE SAFE AT POSITION 2 WITH MUZZLE POINTING TO LEFT BERM. WITH SHOTGUN ENGAGE THE FOUR SHOTGUN TARGETS, MAKE SHOTGUN SAFE AT POSITION 2 WITH MUZZLE POINTING TO LEFT BERM. MOVE UP TO POSITION 3 AND WITH REVOLVERS REPEAT THE RIFLE INSTRUCTIONS ON THE 6 RP TARGETS.

**END OF STAGE**

**NOTE: ONE FOOT MUST BE BEHIND THE PROP WHILE ENGAGING TARGETS**  
**GUN ORDER: RIFLE OR SHOTGUN, REVOLVERS**

**REVOLVERS (10)**

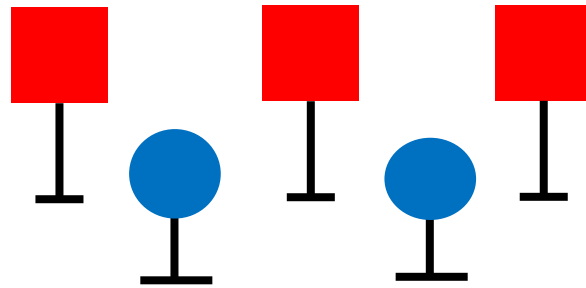

**RIFLE (10)**

**SHOTGUN (4+)**


# STAGE 2: March 2024-Unforgiven




**DRAW!**



**POSITION 3**



**POSITION 1**



**POSITION 2**

## **STAGING OF FIREARMS:**

**SHOTGUN STAGED ON HORSE AT POSITION RIFLE STAGED SAFELY ANYWHERE, REVOLVERS LOADED & HOLSTERED.**

## **HOW TO SHOOT THE STAGE:**

**SHOOTER STARTS AT POSITION 1 WITH THUMBS HOOKED IN A BELT, SHOOTER INDICATES READY BY SAYING: "IT'S A HELL OF A THING KILLING A MAN!"**

**AT THE BUZZER WITH SHOTGUN ENGAGE THE FOUR SHOTGUN TARGETS, MAKE SHOTGUN SAFE AT POSITION 1 OR 2 WITH MUZZLE POINTING TO A SIDE BERM. FROM POSITION 2 WITH THE RIFLE, PLACE TWO ROUNDS ON EACH RED SQUARE AND ALTERNATE FOR 4 ROUNDS (SINGLE TAPS ON THE BLUE CIRCLES. (SHOOTER'S CHOICE OF ENGAGEMENT ORDER) MAKE RIFLE SAFE WITH MUZZLE POINTING TO THE RIGHT BERM MOVE UP TO POSITION 3 AND WITH REVOLVERS REPEAT THE RIFLE INSTRUCTIONS ON THE 6 RP TARGETS.**

**END OF STAGE**

**NOTE: ONE FOOT MUST BE BEHIND THE PROP WHILE ENGAGING TARGETS  
GUN ORDER: SHOTGUN, RIFLE, REVOLVERS**

**REVOLVERS (10)**



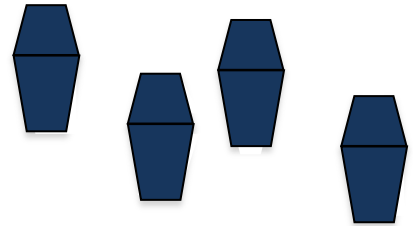
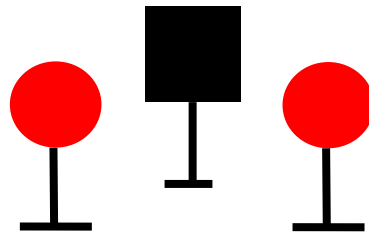
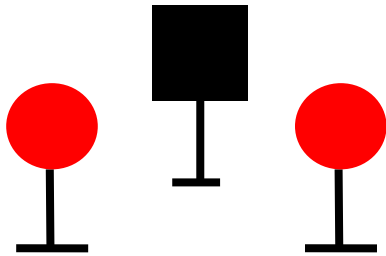
**RIFLE (10)**

**SHOTGUN (4+)**

# Stage 3, March 2025- Unforgiven



**DAGNABIT!**



**POSITION 1**

**POSITION 2**

## **STAGING OF FIREARMS:**

**BOTH REVOLVERS LOADED & HOLSTERED, RIFLE LOADED AND STAGED ON THE HAY BALE, SHOTGUN STAGED SAFELY ANYWHERE.**

## **HOW TO SHOOT THE STAGE:**

**SHOOTER STARTS STANDING AT ANY POSITION WITH HANDS BEHIND BACK.**

**SHOOTER INDICATES READY BY SAYING: "ALL RIGHT I'M COMIN OUT!"**

**AT THE BEEP FROM POSITION 1 WITH THE RIFLE, ENGAGE THE BLACK SQUARE FOUR TIMES THEN DOUBLE TAP THE RED CIRCLES, THEN DOUBLE TAP THE BLACK SQUARE. THE MAKE RIFLE SAFE AT POSITION 1 OR 2. FROM POSITION 2 WITH REVOLVERS REPEAT THE RIFLE INSTRUCTIONS. FROM ANYWHERE PAST THE SAW HORSE WITH THE SHOTGUN ENGAGE THE FOUR COFFIN KNOCKDOWNS**

**END OF STAGE**

**NOTE: ONE FOOT MUST BE BEHIND THE PROP WHILE ENGAGING TARGETS**

**GUN ORDER: SHOOTER'S CHOICE, RIFLE NOT LAST**

**REVOLVERS (10)**

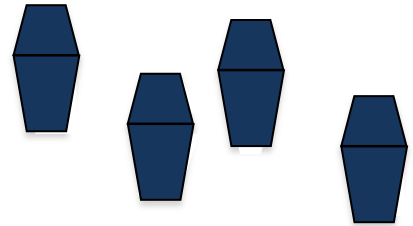
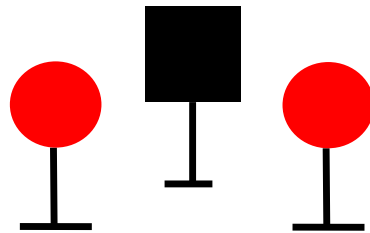
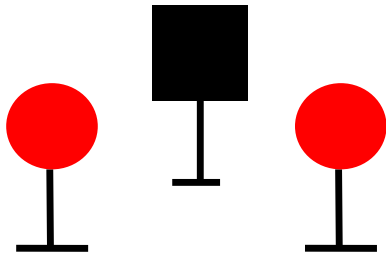
**RIFLE (10)**

**SHOTGUN (4+)**


# Stage 4, March 2025- Unforgiven



**DAGNABIT!**



**POSITION 1**



**POSITION 2**

## **STAGING OF FIREARMS:**

**BOTH REVOLVERS LOADED & HOLSTERED, RIFLE LOADED AND STAGED ON THE HAY BALE, SHOTGUN STAGED SAFELY ANYWHERE.**

## **HOW TO SHOOT THE STAGE:**

**SHOOTER STARTS STANDING AT POSITION 2 AT TEXAS SURRENDER, [HAND(S) ON REVOLVER(S)]**

**SHOOTER INDICATES READY BY SAYING: *"ANY MAN I SEE OUT THERE, I'M GOING TO SHOOT HIM!"***

**AT THE BEEP FROM POSITION 2 WITH REVOLVERS, ENGAGE THE THREE TARGETS IN A FIVE ROUND SINGLE TAP NEVADA SWEEP STARTING ON EITHER END, REPEAT FOR THE SECOND FIVE ROUNDS STARTING ON THE OPPOSITE END. FROM POSITION 2 WITH RIFLE REPEAT THE REVOLVER INSTRUCTIONS. FROM ANYWHERE PAST THE SAW HORSE WITH THE SHOTGUN ENGAGE THE FOUR COFFIN KNOCKDOWNS**

## **END OF STAGE**

***NOTE: ONE FOOT MUST BE BEHIND THE PROP WHILE ENGAGING TARGETS***

**GUN ORDER: REVOLVERS, RIFLE, SHOTGUN**

**REVOLVERS (10)**

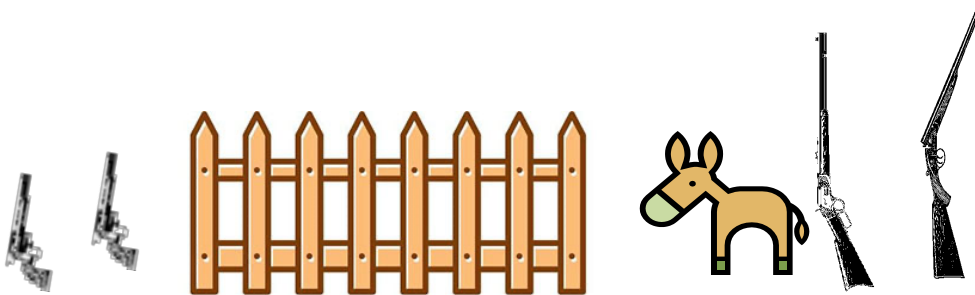
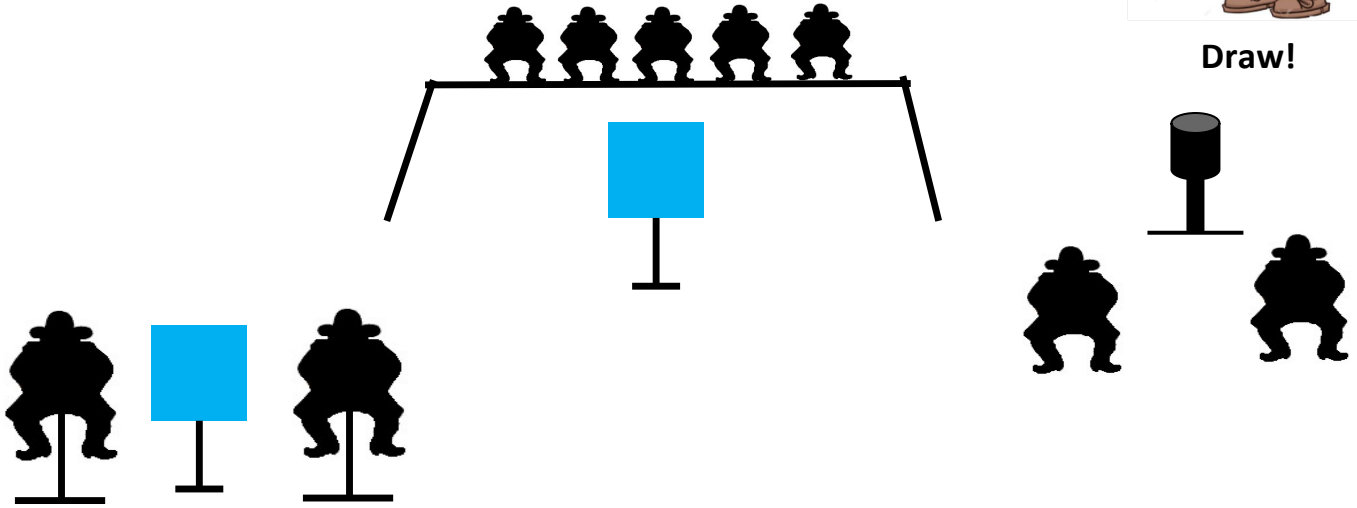
**RIFLE (10)**

**SHOTGUN (4+)**

# STAGE 5 March 2025-Unforgiven



Draw!



**STAGING OF FIREARMS:** RIFLE & SHOTGUN STAGED ON THE HORSE, REVOLVERS LOADED AND HOLSTERED. GUNS MAY BE SHOT IN ANY ORDER RIFLE NOT LAST!

## **HOW TO SHOOT THE STAGE:**

SHOOTER STARTS STANDING BEHIND THE HORSE OR THE FENCE, AT THE READY, SHOOTER INDICATES READY BY SAYING: **"I'VE KILLED EVERYTHING THAT WALKS OR CRAWLS AT ONE TIME OR ANOTHER!"** AT THE BEEP, WITH REVOLVERS ANYWHERE CLEAR OF THE FENCE, ENGAGE THE COWBOYS WITH THREE ROUNDS EACH AND PLACE FOUR ROUNDS ON THE BLUE SQUARE. WITH RIFLE ENGAGE THE PLATES ON THE RACK UNTIL DOWN, PLACE ANY REMAINING ROUNDS ON THE BLUE SQUARE BELOW THE RACK. WITH THE SHOTGUN FROM ANYWHERE ENGAGE THE TWO COWBOY KNOCKDOWNS. **NOTE:** ANY COWBOYS ON THE PLATE RACK THAT REMAIN STANDING MAY BE MADE UP BY ENGAGING THE BELL WITH THE CORRESPONDING NUMBER OF ROUNDS. ANY COWBOYS NOT MADE UP BY ENGAGING THE BELL WILL BE SCORED AS MISSES. MISSES ON THE LOWER BLUE SQUARE WILL BE SCORED AS MISSES.

**END OF STAGE**

**NOTE: ONE FOOT MUST BE BEHIND THE PROP WHILE ENGAGING TARGETS**  
**GUN ORDER: ANY, RIFLE NOT LAST**

**REVOLVERS (10)**

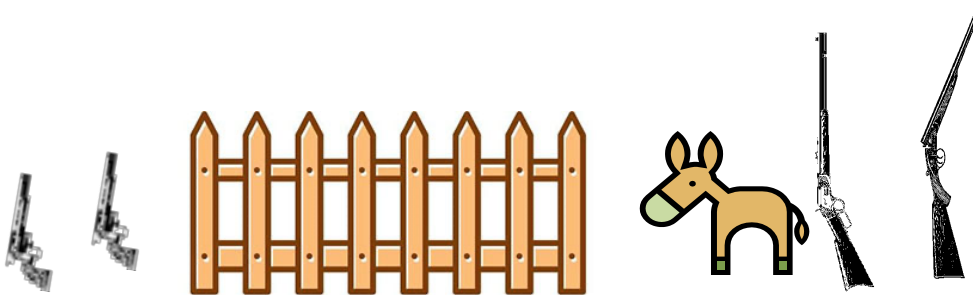
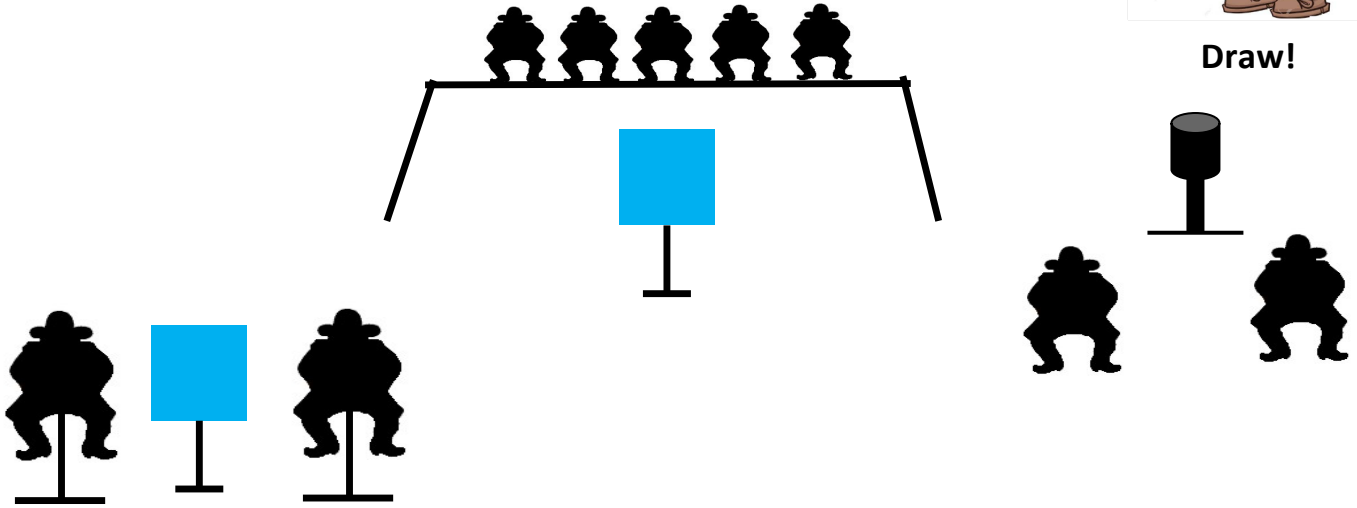
**RIFLE (10)**

**SHOTGUN (2+)**

# STAGE 6 March 2025-Unforgiven



Draw!



**STAGING OF FIREARMS:** RIFLE & SHOTGUN STAGED ON THE HORSE, REVOLVERS LOADED AND HOLSTERED. GUNS MAY BE SHOT IN ANY ORDER RIFLE NOT LAST!

## **HOW TO SHOOT THE STAGE:**

SHOOTER STARTS STANDING BEHIND THE HORSE OR THE FENCE, WITH GUN(S) OF CHOICE IN HAND, SHOOTER INDICATES READY BY SAYING: **"YOU JUST SHOT AN UNARMED MAN!"**

AT THE BEEP, WITH REVOLVERS ANYWHERE CLEAR OF THE FENCE, ENGAGE THE THREE TARGETS IN A FIBINOCHI SWEEP STARTING ON EITHER END. WITH RIFLE ENGAGE THE PLATES ON THE RACK AND THE BLUE SQUARE BELOW THE RACK BY ALTERNATING SINGLE TAPS FOR 10 ROUNDS. WITH THE SHOTGUN FROM ANYWHERE ENGAGE THE TWO COWBOY KNOCKDOWNS. **NOTE:** ANY COWBOYS ON THE PLATE RACK THAT REMAIN STANDING MAY BE MADE UP BY ENGAGING THE BELL WITH THE CORRESPONDING NUMBER OF ROUNDS. ANY COWBOYS NOT MADE UP BY ENGAGING THE BELL WILL BE SCORED AS MISSES. MISSES ON THE LOWER BLUE SQUARE ARE SCORED AS MISSES.

**NOTE:** FIBINOCHI SWEEP 2-3-5

**END OF STAGE**

**NOTE: ONE FOOT MUST BE BEHIND THE PROP WHILE ENGAGING TARGETS**

**GUN ORDER: ANY, RIFLE NOT LAST**

**REVOLVERS (10)**

**RIFLE (10)**

**SHOTGUN (2+)**